

TSM

TUBULAR SPECIALTIES MFG., INC.

13011 S. SPRING ST., LOS ANGELES, CA 90061-1685 • 213/515-4801 TOLL FREE 800/421-2961 CA ONLY 800/521-7548
DESIGNER SERVICE: 7:00 A.M. TO 5:00 P.M. PACIFIC TIME • TELEX II: 910-346-6362 • FAX: 213/217-0653

CP-L



SURFACE MOUNTED LEXAN® CORNER GUARDS



DESIGN CONSIDERATIONS

- Lexan® corner guards are an attractive alternative to stainless steel, for they are available in a variety of colors and clear.
- Wallcovering or paint is visible through clear corner guards, making them ideal for hotel and residential applications.
- Lexan® corner guards are designed for indoor use and light vehicle traffic. For maximum protection of corners subject to heavy abuse (such as hospitals), TSM recommends stainless steel corner guards, available in a wide variety of surface mounted, built-in and flush mounted styles.
- Custom Lexan® lengths: With 2-1/2" (64mm) wings, lengths up to 20' (6096mm) with any angle are available. With 1-1/8" (29mm) wings, lengths up to 20' (6096mm) with 90° angle only are available.
- Custom Lexan® colors are available in quantities of 500 corner guards or more with a 90° angle only. For smaller quantities, clear corner guards can be ordered, and the wings painted on the job to match the wall color.
- For an unobtrusive appearance, specify adhesive installation for colored guards and clear guards to be painted on site (factory will automatically omit screw holes).

MODEL NUMBERS (select one)

See chart below for description of model numbers.

- CP-11848L
- CP-11896L
- CP-2548L
- CP-2596L

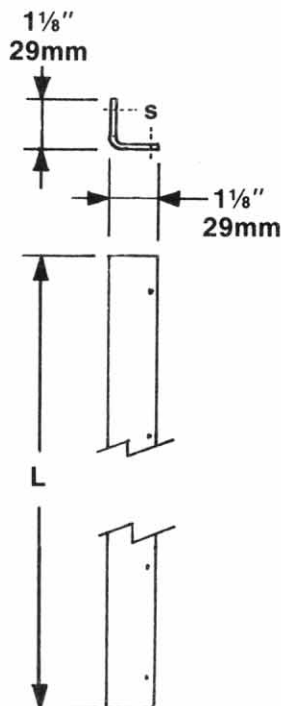


FINISH (select one)

- Clear (standard)
- Colored (additional charge; see Finish Schedule, Reference Section A, for options)


Model # CP-11848L

Model #CP-11896L

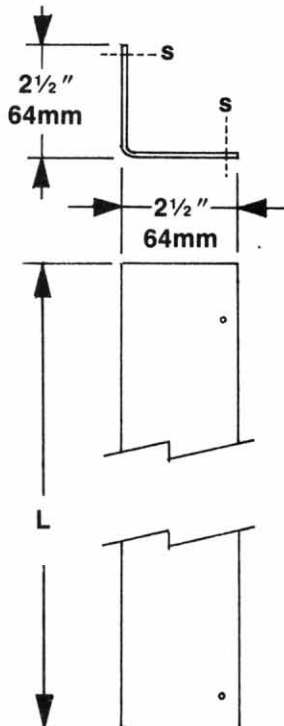


GUARANTEED PRODUCT

SEE PAGE 3 FOR COMPLETE DETAILS



Model #CP-2548L
Model #CP2596L



SUGGESTED ARCHITECTURAL SPECIFICATION

TSM model _____ (fill in model number) Surface Mounted Lexan® Corner Guard from Tubular Specialties Manufacturing, Inc., Los Angeles, California, (213) 515-4801. Construction: extruded Lexan® polycarbonate with 90° bend angle. Finish: _____ (select from Finish Schedule). Wings: _____ (1-1/8" [26mm] or 2-1/2" [64mm]). Length: _____ (fill in length). Installation Hardware: _____ (screws or adhesive).



MATERIALS/WORKMANSHIP

Corner Guard—Extruded Lexan®, a high impact polycarbonate. Angle of bend is 90° All edges and corners are polished smooth.
Adhesive—Structural acrylic. For use with opaque corner guards only, either colored or clear corner guards that will be painted.



INSTALLATION

For screw installation: Place corner guard on wall at desired location and mark with a pencil at each mounting hole. Remove the guard and drill screw hole at each mark. Wipe down the the wall to remove any dust and plaster. Replace the guard and attach to the wall with screws supplied by manufacturer.

For adhesive installation: Clean wall surface and apply one bead of 1/8" (3mm) adhesive to each wing. Position corner guard on wall and move around slightly to spread adhesive, then remove corner guard from wall for one minute to "air," which speeds drying. Reapply to wall. For installation over vinyl wallcovering, follow above instructions; however, since adhesive will not adhere to vinyl, a small strip under each wing of the corner guard must be cut away to allow access to the wall.



DISTRIBUTION

TSM maintains a worldwide network of distributors. Call your sales representative listed in Reference Section O for the names of those nearest you.

Model Numbers for Lexan® Corner Guard		
Wing Size		
Length	1 1/8" x 1 1/8"	2 1/2" x 2 1/2"
	48"	CP-11848L
96"	CP-11896L	CP-2596L