


TSM

TUBULAR SPECIALTIES MFG., INC.

13011 S. SPRING ST., LOS ANGELES, CA 90061-1685 • 213/515-4801 TOLL FREE 800/421-2961 CA ONLY 800/521-7548
DESIGNER SERVICE: 7:00 A.M. TO 5:00 P.M. PACIFIC TIME • TELEX II: 910-346-6362 • FAX: 213/217-0653

712



STAINLESS STEEL CORNER SEAT



DESIGN CONSIDERATIONS

- The 712 is a compact seat, ideal for rooms with limited space.
- TSM shower seats are recommended for hospitals, nursing homes and dormitories.
- All TSM shower seats are manufactured to hold a minimum of 300 pounds (136.4kg) when correctly installed.
- In-wall backing (see Installation, Reference Section C) is required for every shower seat installation; consult local codes to assure compliance.
- TSM offers a greater variety of shower seat designs than any other manufacturer, with a color spectrum wide enough to accommodate any bathroom color scheme. Custom seats are also available; contact the factory with any questions regarding the scope of design alternatives.

MODEL NUMBERS (select one)

- 712**—Fixed Position.
- 712-H**—Hinged.



FINISH (select one)

- #4 Satin (standard)
- Other (additional charge; see Finish Schedule, Reference Section A, for options)



OPERATION

To store 712-H when not in use, raise seat into a vertical position.

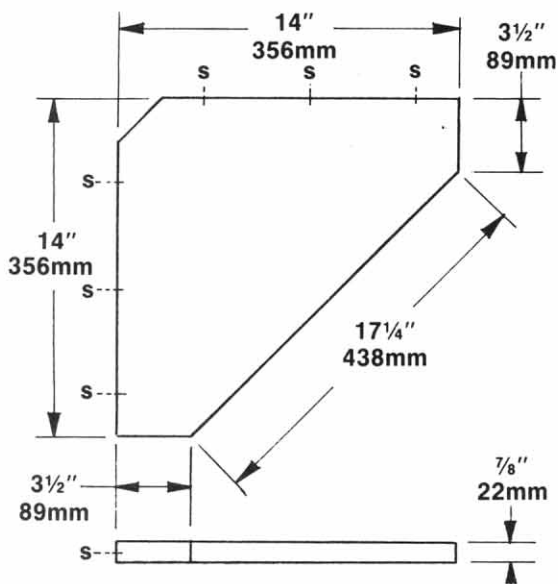


SUGGESTED ARCHITECTURAL SPECIFICATION

TSM model _____ (712 or 712-H) Stainless Steel Corner Seat from Tubular Specialties Manufacturing, Inc., Los Angeles, California, (213) 515-4801. Seat: stainless steel Type 304 (18-8) 16 gauge (1.5mm). All welded, one-piece construction with 1" (25mm) channel return and no sharp edges. Finish: _____ (select from Finish Schedule). (FOR 712-H ONLY: Seat has full-length stainless steel piano hinge for vertical storage when not in use.)

Model # 712

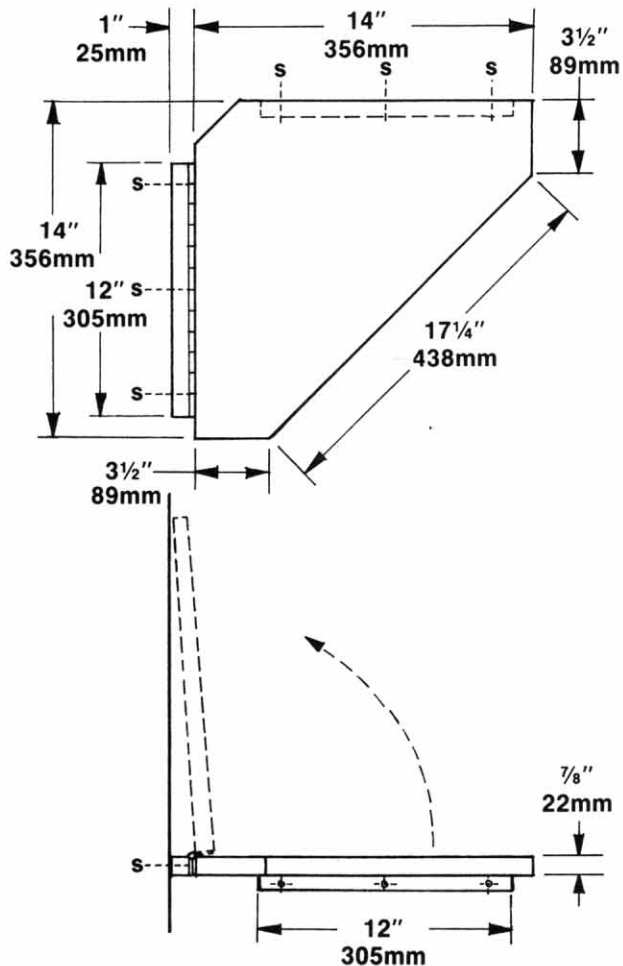
Fixed Position Corner Seat



✓ GUARANTEED PRODUCT
SEE PAGE 3 FOR COMPLETE DETAILS



Model # 712-H
Hinged Corner Seat



MATERIALS/WORKMANSHIP

Seat—Stainless steel Type 304 (18-8) 16 gauge (1.5mm). All welded, one-piece construction with 1" (25mm) channel return for maximum safety.

Mounting Bracket (Model 712-H)—Stainless steel 3/4" (19mm) square tube Type 304 (18-8) 16 gauge (1.5mm) with three 1/4" (6mm) screw holes attached to full-length stainless steel piano hinge for vertical storage when not in use. End caps are black polyvinyl.

Support Bracket (Model 712-H)—Stainless steel 3/4" (19mm) square tube Type 304 (18-8) 16 gauge (1.5mm) with three 1/4" (6mm) screw holes. End caps are black polyvinyl.

Fasteners—2" (51 mm) x #10 (5mm) stainless steel screws are provided along with Expandet® anchors which act as a water seal.



INSTALLATION

Seat is surface mounted (see Design Considerations regarding in-wall backing). For model 712, secure seat to sides of a 90° corner wall. For model 712-H, secure mounting bracket to 90° corner wall, then mount support bracket on side wall in similar manner. Recommended mounting height from finish floor is 18" (457mm).



DISTRIBUTION

TSM maintains a worldwide network of distributors. Call your sales representative listed in Reference Section O for the names of those nearest you.