

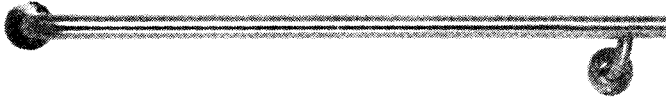
# TSM

**TUBULAR SPECIALTIES MFG., INC.**

13011 S. SPRING ST., LOS ANGELES, CA 90061-1685 • 213/515-4801 TOLL FREE 800/421-2961 CA ONLY 800/521-7548  
 DESIGNER SERVICE: 7:00 A.M. TO 5:00 P.M. PACIFIC TIME • TELEX II: 910-346-6362 • FAX: 213/217-0653

## RU/T-90/R-1

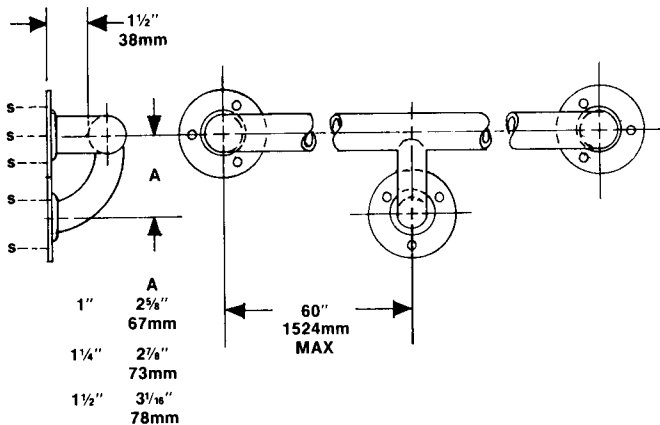
**Model # RU/T-90/R-1**



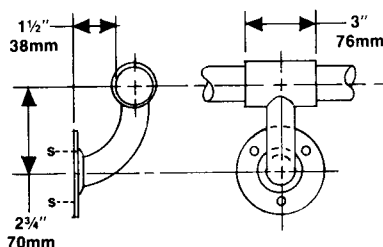
**Model # RU/T-90/R-1/C-70**



**Model #RU/T-90/R-1**



**Model #RU/T-90/R-1/C-70**



### CUSTOM CORRIDOR RAILING WITH UNDERSLUNG SUPPORTS, FLANGED ENDS AND EXPOSED SCREWS



#### DESIGN CONSIDERATIONS

- TSM stainless steel railings are suitable for indoor as well as outdoor applications. And, unlike many woods, plastics and aluminum, stainless steel's beauty actually improves with use. The natural oils in the hands that use the railing will give it a beautiful, lustrous polish.
- TSM custom railing is made to fit the particular wall dimensions of individual buildings. Each railing section is labeled, making installation fast and simple.
- In multi-story buildings, care should be taken to ensure that the longer pieces of railing will either fit in elevators, or can be maneuvered up stairways, over any outside balconies, or through outside windows.
- Underslung brackets offer a smooth, uninterrupted support rail for ambulatory patients.
- See Reference Section G for Corridor Railing Field Measuring Guide.
- In addition to corridor railings, TSM has the capability of producing custom stainless steel balcony railings and crowd control rails. Round stainless steel tubing is available in 1" (25mm), 1-1/4" (32mm), 1-1/2" (38mm), and 1.9" (48mm) O.D., including items with 12" (305mm) or larger radii.
- TSM can also produce specially designed stainless steel exercise bars, pool and spa entry bars, elevator rails, ballet bars, floor to ceiling bars and bicycle racks. Please contact the factory with questions regarding custom designs.
- All TSM corridor railings have been tested to withstand pulls in excess of 500 pounds (227.3kg) when properly installed. Test results are available on request.
- TSM recommends that railings for marine, pool or spa applications be specified in a bright polished finish to resist oxidation (add suffix "B" to model number). TSM also offers Type 316 stainless steel for extra protection against oxidation.
- It is important to evaluate wall conditions, for any railing is only as strong as the anchoring devices and the wall on which it is mounted. TSM recommends in-wall backing (see Installation, Reference Section C).
- TSM recommends that stainless steel handrail work be specified in a separate subsection of Division 5, "Metals," to ensure competent and competitive bids from experienced railing suppliers.
- See Reference Section H for TSM's Quick Guide to Stainless Steel Custom Corridor Railing.

#### MODEL NUMBERS (select one)

See chart below for description of model numbers.

- |  |   |
|--|---|
| <input type="checkbox"/> RU-100/T-90/R-1 | <input type="checkbox"/> RU-100/T-90/R-1/C-70 |
| <input type="checkbox"/> RU-125/T-90/R-1 | <input type="checkbox"/> RU-125/T-90/R-1/C-70 |
| <input type="checkbox"/> RU-150/T-90/R-1 | <input type="checkbox"/> RU-150/T-90/R-1/C-70 |



## GUARANTEED PRODUCT

SEE PAGE 3 FOR COMPLETE DETAILS



## FINISH (select one)

- #4 Satin (standard)
- Other (additional charge; see Finish Schedule, Reference Section A, for options)



## SUGGESTED ARCHITECTURAL SPECIFICATION

TSM model \_\_\_\_\_ (fill in model number) Custom Corridor Railing from Tubular Specialties Manufacturing, Inc., Los Angeles, California, (213) 515-4801. Tubing: stainless steel Type 304 (18-8), 18 gauge (1.2mm) x \_\_\_\_\_ (1" [25mm], 1-1/4" [32mm] or 1-1/2" [38mm]), custom cut to fit wall. Ends are turned 90° by mandrel bending and heliarc welded to flanges to form a single structural unit. Wall Clearance: 1-1/2" (38mm). Construction: sections up to 18' (5486mm) are one piece; sections longer than 18' are shipped with an internal dowel for joining the pieces together at the jobsite. The tubing butts together to conceal the dowel with only a hairline seam visible. Finish: \_\_\_\_\_ (select from Finish Schedule). Flanges: 14 gauge (1.9mm) round with three 1/4" (6mm) screw holes. Underslung Center Supports: \_\_\_\_\_ (heliarc welded to tubing or movable); evenly spaced at maximum 60" (1524mm) intervals. Installation Hardware: 2" (51mm) x #10 (5mm) stainless steel screws for wall flanges and adhesive for field connections.



## MATERIALS/WORKMANSHIP

**Tubing**—Stainless steel Type 304 (18-8) 18 gauge (1.2mm). Available in 1" (25mm), 1-1/4" (32mm) or 1-1/2" (38mm) O.D. Tubing ends are turned 90° by mandrel bending to preserve round shape of tubing. Custom cut to fit wall. Wall clearance is 1-1/2" (38mm) to meet handicapped codes.

**Flanges**—Stainless steel Type 304 (18-8) 14 gauge (1.9mm), 3" (76mm) diameter. Stamped construction with three 1/4" (6mm) screw holes. Heliarc welded to tubing.

**Center Supports**—Stainless steel Type 304 (18-8) 18 gauge (1.2mm) x 1" (25mm). Heliarc welded at maximum 60" (1524mm) intervals, evenly spaced. Underslung for maximum strength.

**C-70 (optional)**—Instead of being welded to railing, center support described above is welded to 3" (76mm) sleeve of 1-1/4" (32mm) x .109 tubing for 1" (25mm); 1-1/2" (38mm) x .109 tubing for 1-1/4" (32mm); and 1-3/4" (45mm) x .109 tubing for 1-1/2" (38mm). Allows center supports to be spaced at discretion of installer.



## INSTALLATION

Railing is surface mounted. Screws are provided by manufacturer (see Installation, Reference Section C, for various applications).

Adhesive is provided to join pieces over 18' (5486mm); apply bead inside female opening and insert male end, creating a hairline joint.

Note: The Installer's Partner, TSM model IP-980, reduces the number of installers needed by supporting one end of the railing. Height and wall clearance are adjustable.



## DISTRIBUTION

TSM maintains a worldwide network of distributors. Call your sales representative listed in Reference Section O for the names of those nearest you.

Model Numbers		
Center Supports		
	Welded to Tubing	Sleeved (Movable)
Tubing	1" RU-100/T-90/R-1	RU-100/T-90/R-1/C-70
1 1/4"	RU-125/T-90/R-1	RU-125/T-90/R-1/C-70
1 1/2"	RU-150/T-90/R-1	RU-150/T-90/R-1/C-70