




Tubular Specialties Manufacturing, Inc.

13011 South Spring Street, Los Angeles, CA 90061-1685
Phone 800/CALL TSM (800/225-5876) or 310/515-4801
online www.grabbar.com • Fax 310/217-0653

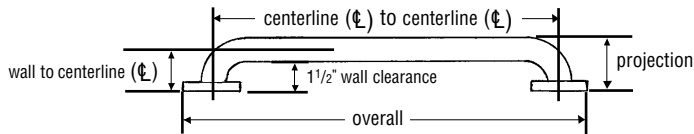



Technical Data

Revised Feb. 2001

Page 1 of 2

1 1/4" O.D. Stainless Steel Grab Bars



 stands for 'quarter' and represents 1/4" O.D. x 18 gauge tubing. Q is the economical choice for building projects that do not require 1 1/2" O.D. It is perhaps the easiest tubing size for adults to grasp.



Design Considerations

- TSM originated the snap-lock flange concept, which is a direct-to-wall design that is an improvement in strength, cost and ease of installation over set screw fastening systems.
- The standard wall tubing for grab bars is 18 gauge. However, 16 gauge tubing can be specified for extremely heavy duty applications; add (65) to the model number.
- It is recommended that bars or railings for marine, pool or spa applications be specified in a bright polished finish to resist oxidation.

Type 316 stainless steel is also available for extra protection against oxidation.

- The effectiveness of grab bars as safety accessories depends entirely on a secure installation. All TSM grab bars exceed U.S. established guidelines for strength, but it is the responsibility of the design/build/install team to evaluate the specific wall conditions to determine the appropriate fasteners.
- Please check with local building inspectors for jurisdiction regarding codes affecting tubing O.D., etc.



Strength

Q Grab Bars support a 250 pound (114Kg) load when properly installed. *Caution:* A grab bar is only as strong as its anchoring devices

and the wall on which it is mounted. Grab bars should be inspected periodically to make sure their attachment to the wall is not loosening.



Suggested Architectural Specification

#Q Series Grab Bars from TSM.
Tubular Specialties Manufacturing, Inc., Los Angeles, California,
800/Grab Bar (800/472-2227).
Material: Stainless steel type 304 (18-8), all welded construction.
Finish: [#4 Satin] [#8 Bright] [Powdercoated in _____ (color choice)] [Plated in _____ (plating choice)].
Gripping Surface: [Smooth] [Peened] [Knurled] [Ripple Grip] [Anti-Slip] [Ripple Grip with Anti-Slip].

Tubing: 1/4" x 18 gauge (32x1.2mm) with ends turned 90° by mandrel bending and heliarc welded to flanges to form a single structural unit. Wall clearance 1 1/2" (38mm).

Flanges: [Insert Notes on Configuration Pages]

Strength: Supports a 250 pound (114Kg) load when properly installed.



Installation

- 1 Grab bar is surface mounted at locations marked by an "S". In-wall backing is required in accordance with local building codes. If intended for a prefabricated shower or bathtub, secure and appropriate backing must be provided by the shower stall or bathtub manufacturer.
2. While local codes must be complied with in mounting grab bars, the generally recommended height is 33" above floor level. Use grab

bar as a template to pinpoint mounting hole placement.

3. It is the installer's responsibility to select fasteners that are appropriate for the wall condition and application. Mounting holes are 1/4" diameter.
4. Accessories should be inspected periodically to make sure their attachment to the wall is not loosening.



Finish and Gripping Surface Series Numbers

FINISHES

Satin: The standard finish, also known as #4 brushed finish, US 32D or BHMA 630.

Bright: A look that is similar to chrome, also known as #8 polished finish, US 32 or BHMA 629.

Powdercoated: Colors: White, Almond, Biscuit, Parchment, Light Mocha, Taupe, Rosy Taupe, Wheat, Palomino, Sun Gold, Nutmeg, Vanilla, Navy, Slate Blue, Gray, Seafoam Green, Forest Green, Verdigris, Turquoise, Pink, Red, Black.

Plated: All plated products have a clear baked enamel finish. Colors: Bright Brass, Satin Brass, Antique Brass, Antique Bronze, Satin Bronze, Black Nickel, Satin Nickel, Bright Copper, Bright Gold (24K), Satin Gold (24K).

GRIPPING SURFACES

Smooth

Peening: Texture is achieved with metallic balls shot with high pressure air jet on the surface of the tubing, which produces slight indentations.

Knurling: Cuts a diamond-shaped crosshatch onto the surface of the bar. Provides excellent slip resistance, but soap residue must be cleaned regularly out of the grooves so that they do not become slippery.

Ripple Grip™: Bubble pattern embossed into the tubing. Attractive in the standard satin finish or the mirror bright finish and also combines well with powdercoating or plating.

Anti-Slip: Non-slip coating applied to the surface of the bar. Has a similar appearance to peening but has more of a gritty feel. Peening, knurling and Ripple Grip™ are all integral to the tubing itself; Anti-Slip is a coating that is applied over the tubing.

Ripple Grip™/Anti-Slip: Ripple Grip™ can be specified with Anti-Slip for a more pronounced non-slip surface. Anti-Slip and Ripple Grip™ are the only non-slip surfaces available with powdercoated and plated finishes. (Anti-Slip is applied over the powdercoating or plating and Ripple Grip™ is under the powdercoating or plating.)

Gripping Surface

FINISH

	SMOOTH	PEENED	KNURLED	RIPPLE GRIP™	ANTI-SLIP	RIPPLE GRIP™ & ANTI-SLIP
SATIN	<input type="checkbox"/> Q Entire bar has smooth, satin finish.	<input type="checkbox"/> Q/P Gripping surfaces are peened. Tubing ends and flanges are satin.	<input type="checkbox"/> Q/K Gripping surfaces are peened. Tubing ends and flanges are satin.	<input type="checkbox"/> Q/RG Tubing is satin finish Ripple Grip™. Flanges are satin.	<input type="checkbox"/> Q/ASLP Gripping surface is Anti-Slip. Tubing ends and flanges are satin.	<input type="checkbox"/> Q/RG/ASLP Tubing is Ripple Grip™ with Anti-Slip applied over gripping surface. Tubing ends and flanges are satin.
BRIGHT	<input type="checkbox"/> Q Entire bar has mirror bright, smooth finish.	<input type="checkbox"/> Q/B/P Gripping surfaces are peened. Tubing ends and flanges are mirror bright.	<input type="checkbox"/> Q/B/K Gripping surfaces are knurled. Tubing ends and flanges are mirror bright.	<input type="checkbox"/> Q/B/RG Tubing is mirror bright finish Ripple Grip™. Flanges are mirror bright.	<input type="checkbox"/> Q/B/ASLP Gripping surface is Anti-Slip. Tubing ends and flanges are bright.	<input type="checkbox"/> Q/B/RG/ASLP Tubing is Ripple Grip™ with Anti-Slip applied over gripping surface. Tubing ends and flanges are mirror bright.
POWDERCOATED	<input type="checkbox"/> Q/POWD Entire bar has smooth powdercoated finish. Powdercoated Color: _____	N/A	N/A	<input type="checkbox"/> Q/POWD/RG Entire bar has powdercoated finish. Tubing is Ripple Grip™. Powdercoated Color: _____	<input type="checkbox"/> Q/POWD/ASLP Entire bar has powdercoated finish. Gripping surface is Anti-Slip, which is applied over the powdercoated finish. Powdercoated Color: _____	<input type="checkbox"/> Q/POWD/RG/ASLP Entire bar has powdercoated finish. Tubing is Ripple Grip™ with Anti-Slip applied over the powdercoated finish. Powdercoated Color: _____
PLATED	<input type="checkbox"/> Q/PLAT Entire bar has smooth plated finish. Plated Color: _____	N/A	<input type="checkbox"/> Q/PLAT/K Entire bar has plated finish. Gripping surfaces are knurled. Plated Color: _____	<input type="checkbox"/> Q/PLAT/RG Entire bar has plated finish. Tubing is Ripple Grip™. Plated Color: _____	<input type="checkbox"/> Q/PLAT/ASLP Entire bar has plated finish. Gripping surface is Anti-Slip, which is applied over the plating. Plated Color: _____	<input type="checkbox"/> Q/POWD/RG/ASLP Entire bar has plated finish. Tubing is Ripple Grip™ with Anti-Slip applied over the plated finish. Plated Color: _____



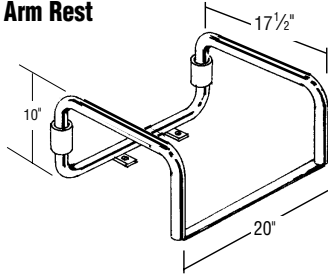
Configurations

Add to Chosen Series for Complete Model Number

Tubular Specialties Manufacturing, Inc.
13011 South Spring Street, Los Angeles, CA 90061-1685
Phone 800/GRABBAR (800/472-2227) or 310/515-4801
online www.grabbar.com • Fax 310/217-0653



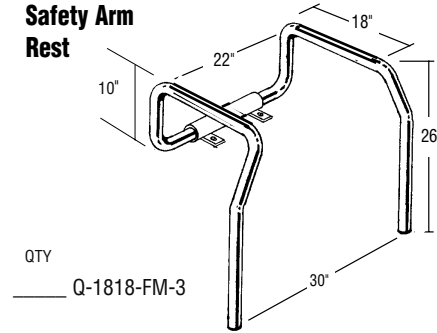
1818-T Safety Arm Rest



Detachable from toilet for easy cleaning.

QTY
____ Q-1818T

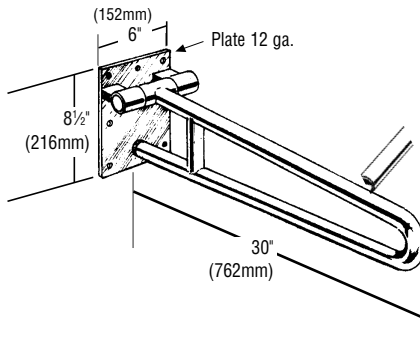
1818-FM-3 Tilt-Up Safety Arm Rest



QTY
____ Q-1818-FM-3

Extra wide legs for easy access by wheelchair users.
The 1818-FM-3 tilts up for easy cleaning.
Fits toilet bowl height of 15" - 15 1/2", but can be modified to fit your requirements.

3012 Swingup Bar

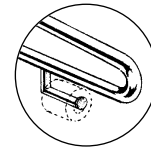


Bar swings up out of the way when not in use and is lowered into position when needed. The bar moves smoothly and easily due to adjustable tension in the hinge which also prevents it from free falling. Add suffix -PD for toilet paper dispenser.

Add to specification:

Flanges: Wall plate is 12 gauge 6" x 8 1/2" with seven mounting holes.

QTY
____ Q-3012
____ Q-3012-PD



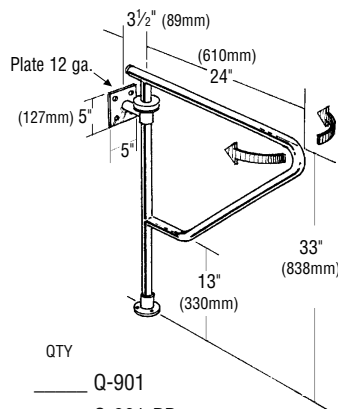
3012-PD

901 Swingaway Bar

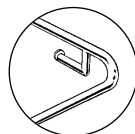
Bar swings out of way when not in use. A simple lifting motion allows user to lock arm securely in any of three positions 90° apart. To eliminate maintenance and repairs, no springs are used. Add suffix -PD for toilet paper dispenser.

Add to specification:

Flanges: Wall plate is 12 gauge 5" x 5" square with four mounting holes; floor flange is round 8 gauge with three mounting holes.



QTY
____ Q-901
____ Q-901-PD



901-PD

6011 Floor to Ceiling Grab Bar

Tubing is 16 gauge. The floor flange is welded; the sleeved ceiling flange attaches to the tubing with set screws to facilitate installation.

Add to specification:

Flanges: Floor flange is exposed screw 8 gauge with three mounting holes; ceiling flange is concealed screw 8 gauge with three mounting holes.

QTY
____ Q-6011 @ 96"
____ Q-6011 @ 102"
____ Q-6011 @ 108"
____ Q-6011 @ 114"
____ Q-6011 @ 120"
____ Q-6011 @ 126"
____ Q-6011 @ 132"
____ Q-6011 @ 138"
____ Q-6011 @ 144"

Or create your own length:

____ Q-6011 @ _____

