



Since 1966

# Tubular Specialties Manufacturing, Inc.

13011 South Spring Street, Los Angeles, CA 90061-1685

Phone 800/Grab Bar (800/472-2227) or 310/515-4801

www.GrabBar.com • Fax 310/217-0653

# 3012

## Technical Data

Revised June 2005

Page 1 of 2

## Swingup Grab Bar

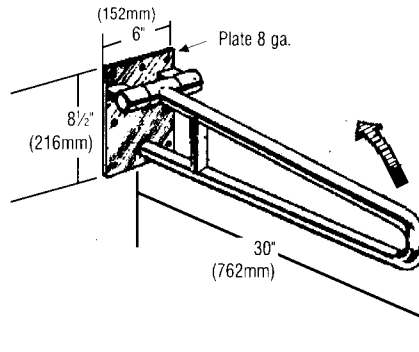
### Satin Finish

#### Model #

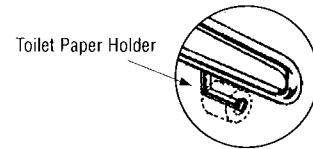
#### O.D.

- |                          |                  |        |
|--------------------------|------------------|--------|
| <input type="checkbox"/> | <b>Q-3012</b>    | 1 1/4" |
| <input type="checkbox"/> | <b>H-3012</b>    | 1 1/2" |
| <input type="checkbox"/> | <b>Q-3012-PD</b> | 1 1/4" |
| <input type="checkbox"/> | <b>H-3012-PD</b> | 1 1/2" |

See optional Finish and Gripping Surfaces on page two.



3012



3012-PD

## Design Considerations

- The standard wall tubing for grab bars is 18 gauge. However, 16 gauge tubing can be specified for extremely heavy duty applications; add (65) to the model number.
- It is recommended that bars or railings for marine, pool or spa applications be specified in a bright polished finish to resist oxidation; add suffix /B to model number. Type 316 stainless steel is also available for extra protection; add suffix /Type316 to

- model number.
- Please check with local building inspectors for jurisdiction regarding codes affecting tubing O.D., etc. H Grab bars (1 1/2" O.D.) support a 250 pound (114Kg) load when properly installed. *Caution:* A grab bar is only as strong as its anchoring devices and the wall on which it is mounted. Grab bars should be inspected periodically to make sure their attachment to the wall is not loosening.
- Swingup Bar should be specified in conjunction with a purse shelf such as TSM's Model 846 Folding Utility Shelf for Toilet Compartments.

## Specification

Swingup Grab Bar model # \_\_\_\_\_ [Q-3012] [H-3012] [Q-3012-PD] [H-3012-PD] shall be stainless steel type 304 (18-8) with all welded construction. Finish shall be [#4 Satin] [#8 Bright] [Powdercoated in \_\_\_\_\_ (color)] [Plated in \_\_\_\_\_ (color)]. Gripping Surface shall be [Smooth] [Peened] [Knurled] [Ripple Grip™] [Anti-Slip]. Tubing shall be [1 1/4" O.D.] [1 1/2" O.D.] x 18 gauge with mandrel bends and heliarc welded to wall plate to form a single structural unit. Wall plate shall be 8 gauge 6" x 8 1/2" with seven mounting holes. Lifting or lowering motion provided by user shall allow

bar to swing up when not in use and lowered into position when needed. Bar shall move smoothly and easily with adjustable tension in hinge which shall also prevent bar from free falling. Installation fasteners shall be provided by others. Bar shall support a 250 pound (114Kg) load when properly installed.

**Swingup Bar shall be [Q-3012] [H-3012] [Q-3012-PD] [H-3012-PD] as manufactured by Tubular Specialties Manufacturing, 13011 South Spring Street, Los Angeles, California 90061, tel 800-Grab Bar.**

## Installation

1. The effectiveness of grab bars as safety accessories depends entirely on a secure installation. All TSM grab bars exceed U.S. established guidelines for strength, but it is the responsibility of the design/build/install team to evaluate the specific wall conditions to determine fasteners appropriate for the installation condition and application.
2. Grab bar is surface mounted. In-wall backing is required for wall plate in accordance with local


- building codes. If intended for a prefabricated shower or bathtub, secure and appropriate backing must be provided by the shower stall or bathtub manufacturer.
3. While local codes must be complied with in mounting grab bars, the generally recommended height is 33" above floor level. Use grab bar wall plate as a template to pinpoint mounting hole placement. Mounting holes are 1/4" diameter.
4. Accessories should be inspected periodically to make sure their attachment to the wall is not loosening.

Manufacturer reserves the right to alter design or dimensions without formal notice and without incurring obligation.



### Guarantee

TSM 3012 Swingup Grab Bars are guaranteed against defects in workmanship and material for one year from shipping date.



## Finish and Gripping Surfaces *Add optional suffix to model number.*

<b>FINISHES</b>	<b>Suffix</b>	<b>Description</b>
<b>Satin</b>	<b>(none)</b>	Standard, also known as #4 brushed finish, US 32D or BHMA 630.
<b>Bright</b>	<b>/B</b>	Looks similar to chrome; also known as #8 polished finish, US 32 or BHMA 629.
<b>GRIPPING SURFACES</b>	<b>Suffix</b>	<b>Description</b>
<b>Smooth</b>	<b>(none)</b>	Standard. Entire bar has smooth, satin finish.
<b>Peened</b>	<b>/P</b>	Texture is achieved with metallic balls shot with high pressure air jet on the gripping surface of the tubing, which produces slight indentations.
<b>Knurled</b>	<b>/K</b>	Cuts a diamond-shaped crosshatch onto the gripping surface of the bar. Provides excellent slip resistance, but soap residue must be cleaned regularly out of the grooves so that they do not become slippery.
<b>Anti-Slip</b>	<b>/ASLP</b>	Non-slip coating applied to the gripping surface of the bar. Has a similar appearance to peening but has more of a gritty feel. Peening and Knurling are integral to the tubing itself; Anti-Slip is a coating that is applied over the tubing.