

Shower Rod Tubing



Shower rod tubing is available in either stainless steel type 304 or brass alloy CDA 274 in a variety of diameters and gauges. To minimize scratches, fingerprints and watermarks, satin finish is recommended for either metal. Economy shower rods are available in bright mill finish aluminum.

Standard lengths of tubing for shower rods (custom lengths readily available)

36" (914mm)	48" (1219mm)	72" (1829mm)	96" (2438mm)
42" (1067mm)	60" (1524mm)	84" (2134mm)	


Stainless steel shower rods are available in satin or bright finish. The top rod features Q/CS-1 Series with 1 1/4" O.D. satin tubing and round concealed screw flanges, SC Nylon shower curtain in white and SC-HX stainless steel hooks. The bottom rod features S-1060/SH-1 Series with 1" O.D. bright finish slotted rod tubing with chrome plated steel hooks, exposed screw flanges and SCFR Flame-Resistant shower curtain in oatmeal.

Brass Shower Rod Tubing Model Numbers

Finish	18 ga. (1.2mm) Satin	18 ga. (1.2mm) Bright	20 ga. (.9mm) Satin	20 ga. (.9mm) Bright	28 ga. (.4mm) Bright	24 ga. (.6mm) Bright	16 ga. (1.7mm) Satin	16 ga. (1.7mm) Bright	18 ga. (1.2mm) Satin	18 ga. (1.2mm) Bright	
	TECH DATA		TECH DATA		TECH DATA		TECH DATA		TECH DATA		
Tubing Diameter	1"	S-106(49)	S-106(49)/B	S-106(35)	S-106(35)/B	S-106(15)/B Lockseam	S-1060(22)/B 60" Slotted Rod (hooks included)	S-106(62)/SB	S-106(62)/BB	S-106(49)/SB	S-106(49)/BB
	1 1/4"	Q-106(49)	Q-106(49)/B	Q-106(35)	Q-106(35)/B	N/A	N/A	Q-106(62)/SB	Q-106(62)/BB	Q-106(49)/SB	Q-106(49)/BB

Stainless Steel Shower Rod Flanges

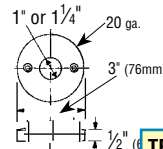
Base Plate = 14 gauge, Cover = 20 gauge (2.1 & .9mm) except where noted. Screws not included. Please see page 23 for fasteners.



Round Exposed Screw


S-SH-1 - 1" Satin S/S
Q-SH-1 - 1 1/4" Satin S/S
S-SH-1/B - 1" Bright S/S
Q-SH-1/B - 1 1/4" Bright S/S

TECH DATA



1" or 1 1/4" 20 ga.
3" (76mm)
1/2"

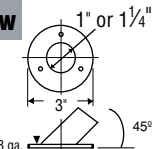
TECH DATA



Neo-Angle Round Exposed Screw


S-SH-45 - 1" Satin S/S
Q-SH-45 - 1 1/4" Satin S/S
S-SH-45/B - 1" Bright S/S
Q-SH-45/B - 1 1/4" Bright S/S

TECH DATA



1" or 1 1/4"
3"
45°
8 ga.

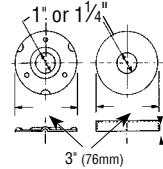
TECH DATA



Round Concealed Screw


S-CS-1 - 1" Satin S/S
Q-CS-1 - 1 1/4" Satin S/S
S-CS-1/B - 1" Bright S/S
Q-CS-1/B - 1 1/4" Bright S/S

TECH DATA



1" or 1 1/4"
3" (76mm)
1/2"

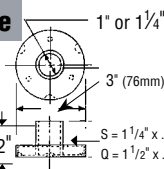
TECH DATA



Rnd Concealed Screw w/ Sleeve


S-CS/SLEV - 1" Satin S/S
Q-CS/SLEV - 1 1/4" Satin S/S
S-CS/SLEV/B - 1" Bright S/S
Q-CS/SLEV/B - 1 1/4" Bright S/S

TECH DATA



1" or 1 1/4"
3" (76mm)
2"
S = 1 1/4" x .109"
Q = 1 1/2" x .109"

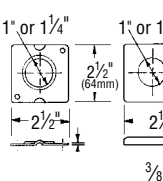
TECH DATA



Square Concealed Screw


S-FS-1 - 1" Satin S/S
Q-FS-1 - 1 1/4" Satin S/S
S-FS-1/B - 1" Bright S/S
Q-FS-1/B - 1 1/4" Bright S/S

TECH DATA



1" or 1 1/4"
2 1/2" (64mm)
2 1/2"
3 3/8" (9.5mm)

TECH DATA

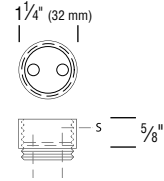


Round Concealed Screw

Internally threaded sleeve screws onto the base that is attached to wall. Set screw on one end.

S-SH-2 - 1" Satin Chrome Brass

TECH DATA




1 1/4" (32 mm)
5 1/8" (16 mm)

TECH DATA

Brass Shower Rod Flanges

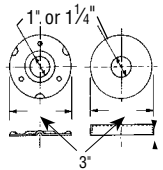
Base Plate = 14 gauge, Cover = 20 gauge (2.1 & .9 mm) except where noted.



Round Concealed Screw

S-CS-1/SB - 1" Satin
Q-CS-1/SB - 1 1/4" Satin
S-CS-1/BB - 1" Bright
S-CS-1/BB - 1" Bright


TECH DATA



1" or 1 1/4"
3"
1/2"

TECH DATA

Economy Shower Rods

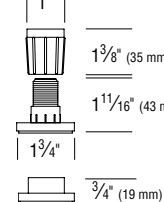


Adjustable Twist-In Flange

No screws necessary to install. Twists clockwise to tighten to wall.


S-SH-5/Z - 1" Bright Chrome Zamac
S-SH-5/P - 1" Bright Chrome Plastic

TECH DATA



1"
1 3/8" (35 mm)
1 11/16" (43 mm)
1 3/4"
3/4" (19 mm)

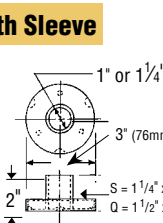
TECH DATA



Round Concealed Screw with Sleeve

S-CS-SLEV/PLSB - 1" Plated Satin
Q-CS-SLEV/PLSB - 1 1/4" Plated Satin
S-CS-SLEV/PLBB - 1" Plated Bright
S-CS-SLEV/PLBB - 1" Plated Bright

TECH DATA



1" or 1 1/4"
3" (76mm)
2"
S = 1 1/4" x .109"
Q = 1 1/2" x .109"

TECH DATA

Aluminum Shower Rod Tubing

1" x .015 (28 ga.) Bright Mill Finish

S-106(15)/A @ 60"
 S-106(15)/A @ 72"